



MeterBoxesDirect.co.uk



## **IP55 KIOSK SINGLE DOOR BY TRICEL**

500x750x300mm FLAT PACK  
COMPLIANT TO IEC 62208:2011  
STOCK CODE: 102208



# IP55 KIOSK SINGLE DOOR BY TRICEL

500x750x300mm FLAT PACK  
COMPLIANT TO IEC 62208:2011  
STOCK CODE: 102208



BUY ONLINE NOW

## DIMENSIONS

- 500mm high x 750mm wide x 300mm deep.
- The overall height of this box is 563 mm and overall width is 754mm.
- The opening size is 678mm x 471mm\*.

## KEY FEATURES

- Electromagnetic compatibility, ideal for protecting internal electronic communication.
- Suitable for low-voltage switchgear and control gear assemblies, meters, compressors, etc.
- Will not corrode, weather resistant to IP55 grade protection.
- High impact resistance up to 20 Kilojoules (IK10).
- Double insulation and electrically non-conductive (1000V).
- Triple lock system supported by non-corrosive vertical bars.
- Door hinges on right, 180° opening.
- Easily cleaned and can be painted.

## SPECIFICATIONS


- Constructed from GRP.
- Supplied with hinges, lock and key.
- Polyester back mounting plate (optional) available.
- Supplied in light grey colour (Ral 7035).
- Suitable for use in temperatures ranging from -30°C to +70°C.
- Made from non-hygroscopic material ensuring minimum water absorption.
- Constructed from halogen-free and self-extinguishing material.
- UV protected.

## ASSOCIATED PRODUCT

- [750500BK: Backplate](#)
- [EC1001: Black Hockey Stick suitable for use inside cavity walls](#)
- [EC1002: White Hockey Stick suitable for use on external walls](#)
- [102214: Kiosk Pedestal, 750x500x300 Flat pack](#)



Example: 2 triphase metering box



**TRICEL**  
CONSTRUCTION

\* Approximate dimensions.

In accordance with Tricel's normal policy of product development these specifications are subject to change without notice.

Tricel (Gloucester) Ltd. - Fox House, Stonedale Road, Stonehouse, Gloucestershire, GL10 3SA, United Kingdom.

Tel: 0844 809 4206 | Email: [onlinesales@meterboxesdirect.co.uk](mailto:onlinesales@meterboxesdirect.co.uk) | [www.meterboxesdirect.co.uk](http://www.meterboxesdirect.co.uk)

102208-1020206/1-MBD-JUL2021

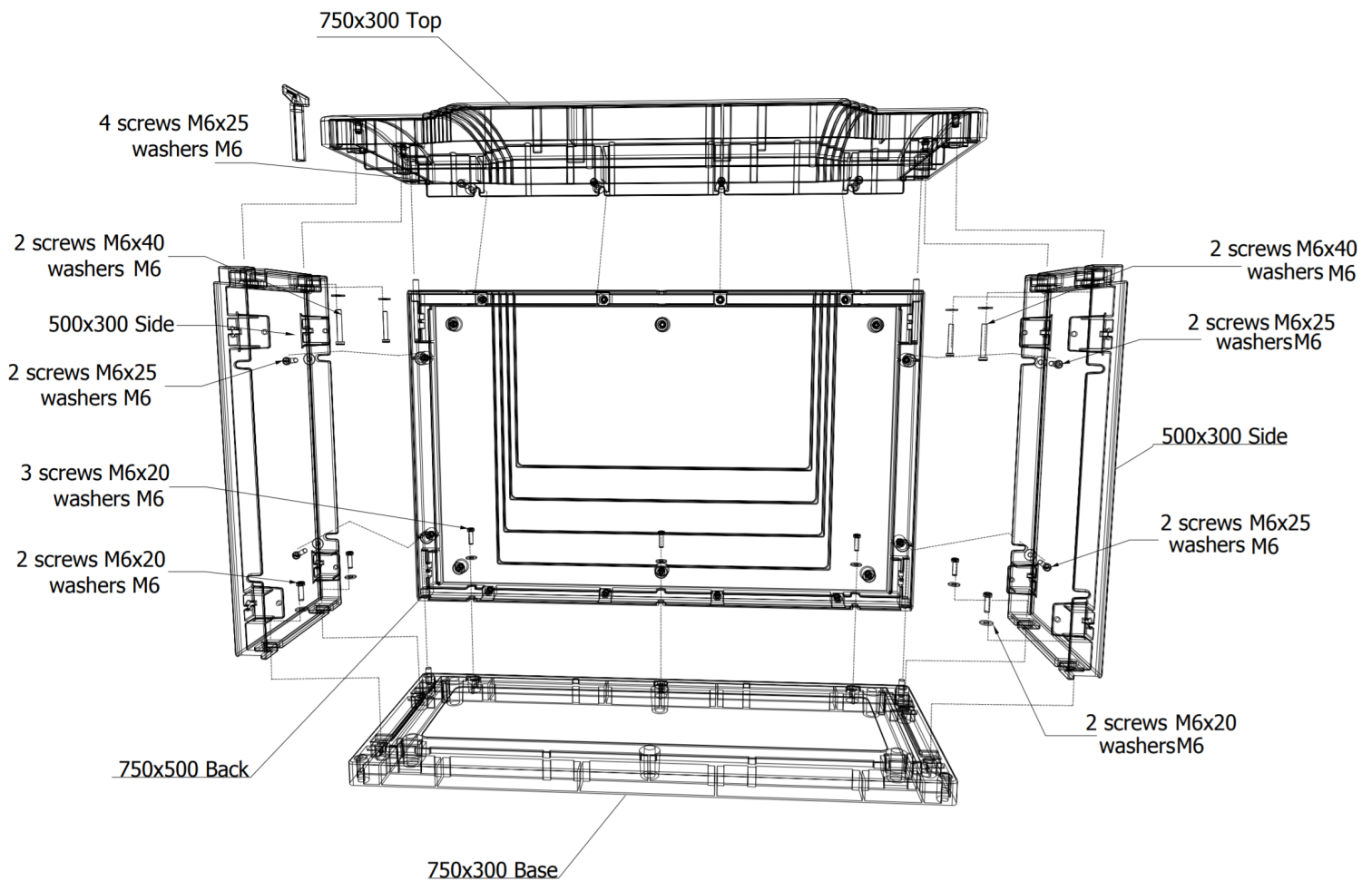
# IP55 KIOSK SINGLE DOOR BY TRICEL

500x750x300mm FLAT PACK  
COMPLIANT TO IEC 62208:2011  
STOCK CODE: 102208



BUY ONLINE NOW

## ASSEMBLY INSTRUCTIONS



\* Approximate dimensions.

In accordance with Tricel's normal policy of product development these specifications are subject to change without notice.

Tricel (Gloucester) Ltd. - Fox House, Stonedale Road, Stonehouse, Gloucestershire, GL10 3SA, United Kingdom.

Tel: 0844 809 4206 | Email: [onlinesales@meterboxesdirect.co.uk](mailto:onlinesales@meterboxesdirect.co.uk) | [www.meterboxesdirect.co.uk](http://www.meterboxesdirect.co.uk)

# IP55 KIOSK SINGLE DOOR BY TRICEL

500x750x300mm FLAT PACK  
COMPLIANT TO IEC 62208:2011  
STOCK CODE: 102208



BUY ONLINE NOW

## ASSEMBLY INSTRUCTIONS



VIEW VIDEO ON  
[MeterBoxesDirect.co.uk](http://MeterBoxesDirect.co.uk)

1. Assemble the 2 sides first. Ensure the side with the black seal is at the right hand side, front facing. The pre-drilled holes with inserts are to be kept at the back of the base plate.



3. Insert the screws to attach the sides to the base, do not fully tighten the screws at this stage. Turn kiosk around, the back of the kiosk facing you.
4. Apply the sealant tape 8x8mm to the base rear side of base plate, the rear wall will be mounted over this seal. Apply the second half of the sealant tape 8x8mm to the top of the back plate.



4. Assemble the back plate to the sides, inserting screws, again do not fully tighten at this stage at 4 corners.



**TRICEL**  
CONSTRUCTION

\* Approximate dimensions.

In accordance with Tricel's normal policy of product development these specifications are subject to change without notice.

Tricel (Gloucester) Ltd. - Fox House, Stonedale Road, Stonehouse, Gloucestershire, GL10 3SA, United Kingdom.

Tel: 0844 809 4206 | Email: [onlinesales@meterboxesdirect.co.uk](mailto:onlinesales@meterboxesdirect.co.uk) | [www.meterboxesdirect.co.uk](http://www.meterboxesdirect.co.uk)

102208-1020206/1-MBD-JUL2021

# IP55 KIOSK SINGLE DOOR BY TRICEL

500x750x300mm FLAT PACK  
COMPLIANT TO IEC 62208:2011  
STOCK CODE: 102208




BUY ONLINE NOW

## ASSEMBLY INSTRUCTIONS

5. Insert longer dowels at the top of the back plate.



6. Insert the top plate.



7. Insert the 4 screws to attach the top plate to the sides.

8. Fully tighten all of the screws throughout the kiosk.

9. Insert the back plate and tighten screws.

\* Approximate dimensions.

In accordance with Tricel's normal policy of product development these specifications are subject to change without notice.

Tricel (Gloucester) Ltd. - Fox House, Stonedale Road, Stonehouse, Gloucestershire, GL10 3SA, United Kingdom.

Tel: 0844 809 4206 | Email: [onlinesales@meterboxesdirect.co.uk](mailto:onlinesales@meterboxesdirect.co.uk) | [www.meterboxesdirect.co.uk](http://www.meterboxesdirect.co.uk)



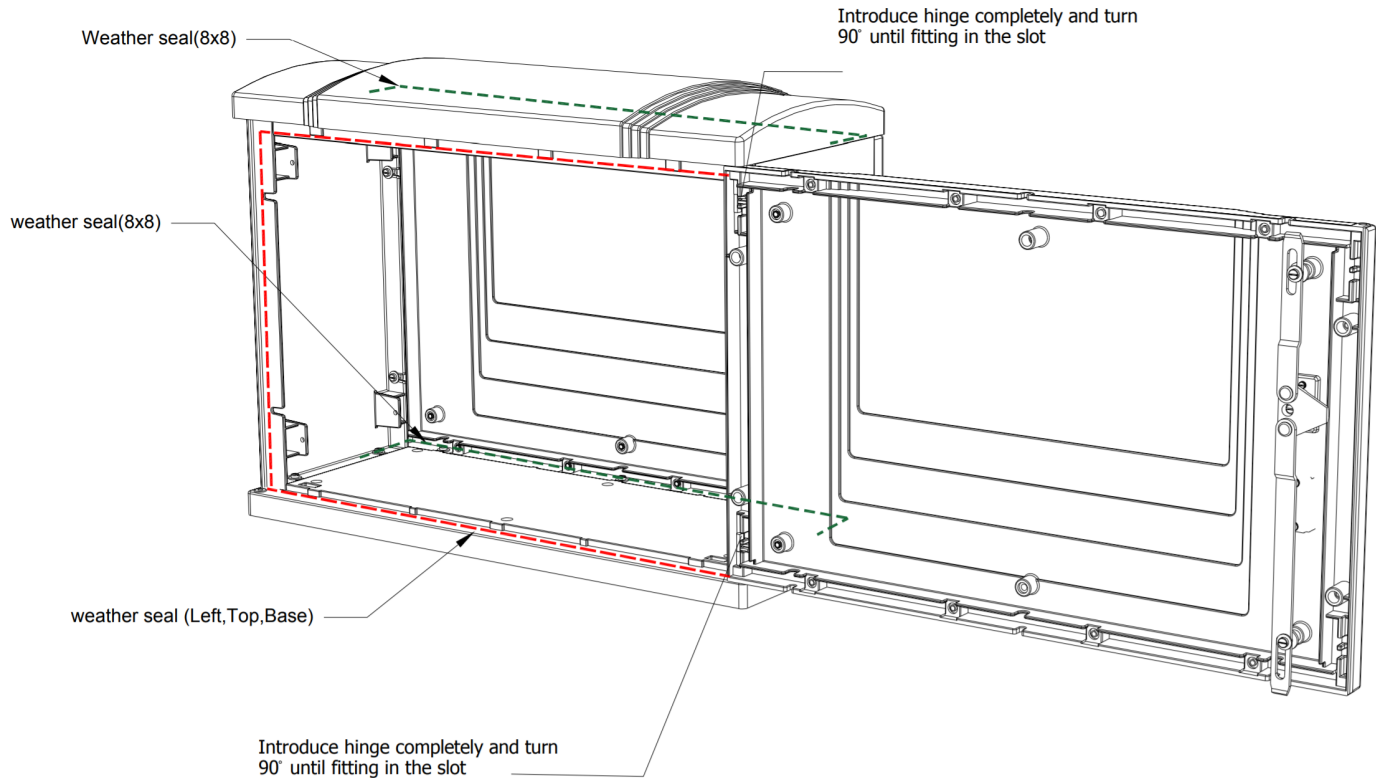
# IP55 KIOSK SINGLE DOOR BY TRICEL

500x750x300mm FLAT PACK  
COMPLIANT TO IEC 62208:2011  
STOCK CODE: 102208



BUY ONLINE NOW

## DOOR ASSEMBLY



**Note:** Weather seal to be applied carefully to obtain specified weather protection (IP rating).



**TRICEL**  
CONSTRUCTION

\* Approximate dimensions.

In accordance with Tricel's normal policy of product development these specifications are subject to change without notice.

Tricel (Gloucester) Ltd. - Fox House, Stonedale Road, Stonehouse, Gloucestershire, GL10 3SA, United Kingdom.

Tel: 0844 809 4206 | Email: [onlinesales@meterboxesdirect.co.uk](mailto:onlinesales@meterboxesdirect.co.uk) | [www.meterboxesdirect.co.uk](http://www.meterboxesdirect.co.uk)

102208-1020206/1-MBD-JUL2021

# IP55 KIOSK SINGLE DOOR BY TRICEL

500x750x300mm FLAT PACK  
COMPLIANT TO IEC 62208:2011  
STOCK CODE: 102208



BUY ONLINE NOW

## ASSEMBLY INSTRUCTIONS

10. Apply sealant around 3 sides - bottom, left and top of the frame. Seal location shown in the drawing.



11. To attach the door, push down the bottom hinges, it will be placed in the groove located at the bottom corner and top corner. Hinges to be turned 90° to lock in place.



12. Push in the brass fitting and slide the lock cover up, turning clockwise with the key and pull out the handle.
13. Close the door as normal pulling down the handle to lock in place.



**TRICEL**  
CONSTRUCTION

\* Approximate dimensions.

In accordance with Tricel's normal policy of product development these specifications are subject to change without notice.

Tricel (Gloucester) Ltd. - Fox House, Stonedale Road, Stonehouse, Gloucestershire, GL10 3SA, United Kingdom.

Tel: 0844 809 4206 | Email: [onlinesales@meterboxesdirect.co.uk](mailto:onlinesales@meterboxesdirect.co.uk) | [www.meterboxesdirect.co.uk](http://www.meterboxesdirect.co.uk)

102208-1020206/1-MBD-JUL2021